

1st Grade Summer Reading Project



Directions: Read *five to eight* books during the summer. Select *one* of the books you read and complete the reading activity throughout the summer. During the first week of school, you will also be required to take an AR test on the books you read.

Reading Project


Create a Flip Flap Book

Directions

1. Fold paper in half and make a crease.
Or use a poster board to create a big book.
2. Cut 3 slits on one side of the folded paper.
or
poster
board



3. Write the words "beginning," "middle" and "end" on the top of each flap. Under each of the flaps, illustrate the beginning, middle and end of the story.



Remember to put your NAME on your Flip Flap Book and to bring it to your class on the first day of school!