

5th Grade

*Reading Skills
and*

Novel Response Packet



VOCABULARY WARM-UP – CONTEXT CLUES

Directions: Use the context clues in each sentence to choose the best word to fill in the blank.

1. Jeremy was mixing the batter for a special treat – _____ that would be served at his brother’s wedding reception.

- a) Pancakes
- b) A cake
- c) Cookies
- d) An omelet

2. When she heard the roar of the engine, Jill knew that a/an _____ was passing by even before she looked up into the sky.

- a) Race car
- b) Motorcycle
- c) Airplane
- d) Lawn mower



MAGAZINE OR NEWSPAPER ASSIGNMENT

Directions:

1. Choose an informational article from a magazine or newspaper. It should be a fairly long article – definitely more than five paragraphs. Read the article.
2. Complete the chart below to show the topic, the main idea, and important details from the article. Highlight clues in the article.
3. Staple the article to this paper.

Title of Article _____

Topic _____

Main Idea (What was the main point that the author was making about the topic?)

Four important details that support the author’s main point.

--	--	--	--



VOCABULARY WARM-UP – Prefixes

Directions: Use the meaning of each prefix to help choose the best definition for each word in italics.

1. That carton is *biodegradable*.

(*bio-* means *life*)

- a) Made to last a long time
- b) Made from plant or animal material that can rot away
- c) Made of long-lasting plastic materials
- d) Living

2. That *autobiography* was a really interesting book!

(*auto-* means *self*)

- a) A biography written by the person it is about
- b) A biography written by another person
- c) A novel with historical details about a famous person



MAGAZINE OR NEWSPAPER Hunt – PARTS OF SPEECH

Directions:

- 1. Choose an old magazine or newspaper that you can cut up.
- 2. Search through the entire magazine or newspaper for each item listed below. Cut out each one and paste it in the appropriate space.

<p>Two proper nouns and two common nouns. <small>Proper nouns name particular persons, places, or things and are capitalized. Common nouns name general persons, places, or things and are not capitalized.</small></p>	<p>A sentence with two action verbs. Underline the two action verbs.</p>
<p>A sentence with three adjectives (descriptive words). Underline the three adjectives.</p>	<p>Two adverbs (words that tell when or how). Many adverbs end in -ly.</p>
<p>Two coordinating conjunctions (and, but, or, etc.) and two subordinating conjunctions (when, if, because, etc.)</p>	<p>Four prepositions. (Words that begin prepositional phrases, such as the word <i>on</i> in the phrase <i>on the table</i>.)</p>



VOCABULARY WARM-UP – Figurative Language

Directions: Use these definitions to answer the questions below.

Simile – a comparison using *like* or *as*

Metaphor – a comparison that does not use *like* or *as*

Personification – describing a non-human object as if it had human characteristics

Hyperbole – intentional exaggeration

1. “Her happy smile cheered me up like a bright ray of sunshine,” is an example of a

2. Write your own example of either a simile or a metaphor and identify the type.

RESEARCH ASSIGNMENT

* You will need internet access or another reference source such as an encyclopedia for this assignment.

Directions:

1. Using your reference source, make a list of twelve animals that are not well-known.

2. Choose one of the animals on your list to research. Circle it.

3. Using your reference source, find interesting facts about your animal. Find out about where it lives, how it lives, what it eats, how it communicates, and whatever else you would like to know about the animal you chose. Jot down notes in the empty box below so that you will remember the facts. Also list the name of the source that you used.

4. On a separate piece of paper, make a small poster with a picture and at least ten facts about your animal. Be sure to organize your facts so that they are easy to understand. Make your poster neat, bright, and colorful.



[Large empty rectangular box for student work]


Name _____ Date _____

Novel Packet – page 1



Directions:

1. Choose a novel that you will read on your own – one that is interesting, but not too difficult.
2. As you read part of the novel each day, record details from the story in the spaces below.
3. When you finish reading each day, write your responses on the following pages. (You may want to read a chapter a day, or if the chapters are short, you may want to read several chapters per day.)
1. When you finish reading the whole book, complete the last page of the packet.
* If you need more space for any of your responses, just continue on lined paper.



TITLE _____

Author _____

SETTING

Time _____

Place _____

Duration (How long the story lasted) _____

CHARACTERS

List six important characters, and write a few words to describe each one.


_____	_____
_____	_____
_____	_____
_____	_____
_____	_____
_____	_____

MAIN CHARACTER

Draw and color the main character in an important scene from the story.

Name _____ Date _____

Novel Packet – p 2 (Make as many copies as needed.)



Chapters or Page Numbers _____

Summary (What happened in this part)

Prediction (What I think will happen next) _____

Chapters or Page Numbers _____

Summary (What happened in this part)

Prediction (What I think will happen next) _____


Chapters or Page Numbers _____

Summary (What happened in this part)

Prediction (What I think will happen next) _____

Name _____ Date _____

Novel Packet – p 3 (Final chapters)



Chapters or Page Numbers _____

Summary (What happened in this part)

Prediction (What I think will happen next) _____

Chapters or Page Numbers _____

Summary (What happened in this part)

Prediction (What I think will happen next) _____

Last Chapters or Page Numbers _____

Summary (What happened in the final part)

Prediction (What I think would happen next if the story continued)

Name _____ Date _____

Novel Packet - p 4 (after reading)



THEME

What do you think was the author's big idea or message in this story?
What are some other lessons that someone could learn from reading this novel?

YOUR OPINION

Would you recommend this story to other readers? Explain why or why not.



ILLUSTRATION

Draw and color one of your favorite scenes from the story.

*Writing Practice
with Writing Skills*



Page 3 – Thinking about School

Warm-Ups

Part 1 – Rewrite the following sentence(s), making the *six* necessary corrections.

When I goes to high school, I can take, Algebra and a foreign Language I can also start to learn a useful skill such as grafic design or even auto repair.

Part 2 – Identify the part of speech for each word listed below. (noun, preposition, or verb)

Next year I really hope that I am in the same classes as some of my friends.

year - _____ hope - _____
am - _____ in - _____

Part 3 – Use a dictionary to correct the spelling of each word below.

experiance - _____ **foriegn** - _____

Today's Writing Assignment

Write a journal entry about something that you would like to learn about in school next year or in future years. Explain why you are interested in this topic and what you hope to learn about it.

Journal entry template with a wavy border and colorful book icons at the corners. The page contains several horizontal lines for writing.